





Adım: _____

Eşitlik



Terazileri dengede olacak şekilde kefelerine nesnelere çizelim.



Adım: _____

Eşitlik



İşlemleri yapalım.

$$\begin{array}{c} 7 \\ \swarrow \quad \searrow \\ \square + 4 \end{array}$$

$$\begin{array}{c} 7 \\ \swarrow \quad \searrow \\ 2 + \square \end{array}$$

$$\begin{array}{c} 7 \\ \swarrow \quad \searrow \\ \square + 5 \end{array}$$

$$\begin{array}{c} 7 \\ \swarrow \quad \searrow \\ 1 + \square \end{array}$$

$$\begin{array}{c} 8 \\ \swarrow \quad \searrow \\ 6 + \square \end{array}$$

$$\begin{array}{c} 8 \\ \swarrow \quad \searrow \\ \square + 5 \end{array}$$

$$\begin{array}{c} 8 \\ \swarrow \quad \searrow \\ 3 + \square \end{array}$$

$$\begin{array}{c} 8 \\ \swarrow \quad \searrow \\ 8 + \square \end{array}$$

$$\begin{array}{c} 9 \\ \swarrow \quad \searrow \\ \square + 7 \end{array}$$

$$\begin{array}{c} 9 \\ \swarrow \quad \searrow \\ 4 + \square \end{array}$$

$$\begin{array}{c} 9 \\ \swarrow \quad \searrow \\ \square + 2 \end{array}$$

$$\begin{array}{c} 9 \\ \swarrow \quad \searrow \\ \square + 6 \end{array}$$

$$\begin{array}{c} 10 \\ \swarrow \quad \searrow \\ 10 + \square \end{array}$$

$$\begin{array}{c} 10 \\ \swarrow \quad \searrow \\ \square + 5 \end{array}$$

$$\begin{array}{c} 10 \\ \swarrow \quad \searrow \\ 3 + \square \end{array}$$

$$\begin{array}{c} 10 \\ \swarrow \quad \searrow \\ 4 + \square \end{array}$$